














Continuous Provision  
Week Beginning: 08/03/21

Sand	Mud Kitchen	Role play	Maths	English	Mark Making	Creative	Construction	Small World	Motor Skills
									
<p>Number moulds and shells in sand - match numbers to correct number of shells.</p>	<p>Clean the animals from the farm.  (Water, soap, old toothbrushes, sponges)</p>	<p>Role play area - Farm shop</p>	<p>Mon - Tue Numicon on maths table. Match together two numicon shapes that have a combined total of ten.  Wed - Thur Add the correct number of spots to the ladybird. Can you write the number of spots you've drawn next to your ladybird?</p>	<p>Create a message centre with postbox.</p>	<p>Tape paper to table. Provide children with different writing materials to write their name.</p>	<p>Mon - Tues: Farm colouring - use different art materials out.  Wed - Thurs: Ladybird playdough  (red and black play dough, black pipe cleaners, googly eyes)</p>	<p>Build a farm from mega blocks.</p>	<p>Tuff tray - What the Ladybird Heard story retelling area.  (Bark/rice, gates from farm box, farm toy, farm animals, pictures of farm animals, story book). </p>	<p>Provide pots labelled with numbers 1-10 and a selection of loose parts such as beads or cubes. Ask the children to count the correct number of beads into each pot. Can they find 2 pots which have 10 beads in total?</p>