











Continuous Provision
Week Beginning: 26/04/21

Sand	Mud Kitchen	Role play	Maths	English	Mark Making	Creative	Construction	Small World	Motor Skills
									
Hide 2D shapes cards in the sand. Children should find the shape and attempt to draw the shape into the sand.	Mud and toy bugs in the mud.	Mini beast investigation area - mini beast checklist, magnify glasses, bugs etc.	Mon & Tue - The Hungry Caterpillar pattern sheet (see template) Thur & Fri - Caterpillar 1-10 ordering puzzle	Create a reading tent with caterpillar/ butterfly/ minibeast books for children to share.	Complete a food diary (see template). On blackboards outside write some of the things the caterpillar ate.	Creative station including; mini beast stickers, shape stickers, flower stickers, sequins, wool, cut up paper, pom poms, googly eyes, paper, scissors, tape, coloured pencils, crayons, felt tips, stencils, Etc. Make a collage using the pictures of foods the caterpillar ate.	Create models using 3D shapes and take pictures of them. See if the children can replicate the models using the correct 3D shapes.	Play food and two hoops - group into healthy/ unhealthy.	Using pegboards, challenge the children to create squares and rectangles. Why is it a square? Why is it a rectangle?