











Continuous Provision
Week Beginning: 16/11/20

Mud Kitchen	Water	Role play	Maths	English	Mark Making	Creative	Construction	Small World	Motor Skills
									
<p>Flour and coloured water to create birthday cakes. Decorate with birthday candles.</p>	<p>To direct a boat around the water tray.</p> <p>(Teacher to use lots of positional language when communicating with the children)</p>	<p>Toy shop in till</p>	<p>Mon -Tues: Sort out the circles and triangles. (Use 2D shapes).</p> <p>Wed - Thurs: Can you make a pattern using circles and triangles?</p>	<p>Write a shopping list for a party feast (on chalkboard/w hiteboards)</p>	<p>Look at English</p>	<p>Mon - Tues: Use shape stamps/3D shapes to print with paint.</p> <p>Wed - Thurs: Provide wrapping paper alongside junk modelling resources for the children to make their own presents for an intended recipient.</p>	<p>Create shapes using sticks and pieces of wool. Making circles and triangles.</p> <p>How many sticks did they use?</p>	<p>Retell the 'Happy Birthday Maisy' story using cut out characters.</p>	<p>Look at creative</p> <p>Outdoor table: playdough with cups, bottle tops, jar lids to create circles in the dough.</p>