












Continuous Provision
Week Beginning: 03/05/21

Sand	Mud Kitchen	Role play	Maths	English	Mark Making	Creative	Construction	Small World	Motor Skills
									
Children to create first, then and now maths stories using animals in the sand. (Addition)	Mud and toy bugs in the mud.	Mini beast investigation area - mini beast checklist, magnify glasses, bugs etc.	Learning laces resource (maths box) Children roll two dice. Add the numbers together and thread on that many beads.	Create a reading tent with caterpillar/ butterfly/ minibeast books for children to share.	What foods does the caterpillar eat? (see template) On blackboards outside draw and label your favourite food.	Creative station including; mini beast stickers, shape stickers, flower stickers, sequins, wool, cut up paper, pom poms, googly eyes, paper, scissors, tape, coloured pencils, crayons, felt tips, stencils, Etc. Paint a butterfly (see template)	Display 0-5-digit cards. Ask children to turn two over and add the numbers together. Build a tower with that many blocks.	The Very Hungry Caterpillar Tuff Tray Leaves, hungry caterpillar fruit, days of the week cards, hungry caterpillar toy? 	Playdough with minibeast mats/ cutters Make caterpillars by threading beads.