













Continuous Provision  
Week Beginning: 1/2/20

Mud Kitchen	Water	Role play	Maths	English	Mark Making	Creative	Construction	Small World	Motor Skills
									
<p>Grow your own plants</p> <p>(Mud, fake plants, seeds, plant pots)</p>	N/A	<p>Castle - dress up as a king, queen or knight.</p>	<p>10 pin bowling set</p>  <p>How many did you knock down? How many are still standing? Add them together to make a number bond to 10.</p>	<p>Match the describing words with the correct Jack and the Beanstalk character.</p>	<p>Jack and the beanstalk pencil control mazes</p>	<p>Mon - Tues: Jack and the Beanstalk cone people</p> <p>Wed-Thurs: Jack and the Beanstalk colouring in</p>	<p>Cardboard to create castle. Need: Junk cardboard (boxes and tubes) Scissors Masking tape Felt tips</p>	<p>Build a castle in the clouds (cloud dough and mega blocks)</p> 	<p>Green playdough to make beanstalks (pipe cleaners, seeds, plant pots, green beads/ marbles)</p> 