










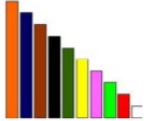




Continuous Provision  
Week Beginning: 17/05/21

Sand	Mud Kitchen	Role play	Maths	English	Mark Making	Creative	Construction	Small World	Motor Skills
									
N/A	<p>Bubbles (like webs) and spider play</p> 	<p>Mini beast investigation area - mini beast checklist, magnify glasses, bugs etc.</p>	<p>Provide a set of Cuisenaire rods. How many ways can the children arrange the rods to build a square? Can they make another square the same size using different rods?</p> 	<p>Create a reading tent with spider/mini-beast books for children to share. You could construct a vast spider's web to hang at the front or over the top. Place a spider toy inside for children to read with.</p>	<p>On blackboards/floor outside draw spider webs using chalk.</p>	<p>Creative station including; mini beast stickers, shape stickers, flower stickers, sequins, wool, cut up paper, pom poms, googly eyes, paper, scissors, tape, coloured pencils, crayons, felt tips, stencils, Etc.</p> <p>Toilet tube spider</p> 	<p>Build puzzles. (Shape puzzles) Discuss how each piece fits together.</p>	<p>Spider web (string/wool), spiders, flies, pincers. Count how many flies are in the spider's web.</p> 	<p>Playdough with mini-beast mats/cutters</p>

