











Continuous Provision
Week Beginning: 14/12/20

| Mud Kitchen | Water | Role play | Maths | English | Mark Making | Creative | Construction | Small World | Motor Skills |
|---|---|---|---|--|--|---|---|---|---|
|  |  |  |  |  |  |  |  |  |  |
| <p>Flour and glitter to make a magical snow scene.</p> | <p>Provide hot/warm water in a bowl. Ask children to see how the water changes.</p> <p>Provide ice cubes in warm water. Ask children to see how it changes.</p> | <p>Santa's Grotto workshop</p> | <p>Match the snowman cards together</p> | <p>Write a Christmas list for Santa and put in post box</p> | <p>Christmas mark making sheets - using fake snow in a box, ask children to use their finger to make Christmas markings.</p> | <p>Mon - Wed: What is magic? Draw what you think magic is? Provide glitter, sequins, coloured card and felt tips pens.</p> <p>Thurs - Christmas Fun Day</p> | <p>Can you build a present box out of megabloks?</p> | <p>Cloud dough base and children retell the story using stick puppets</p> | <p>Snowman play dough mats</p> |